



010-0200

Non-Locking L-Handle

010-0300 Locking L-Handle



**DESIGNED FOR:**

- General purpose use for off-highway cab doors or storage, compartment and access doors for on or off-highway applications

**FEATURES/BENEFITS:**

- Ample finger clearance
- Easily installed with oval or flat head No. 10 fasteners (not included)
- Locking L-handle assembly provides 360° rotation and locks at 90° increments



**TriMark Corporation**

500 Bailey Avenue  
P.O. Box 350  
New Hampton, Iowa 50659  
United States  
Tel: 641-394-3188  
Fax: 641-394-2392  
1-800-447-0343  
www.trimarkcorp.com



**TriMark Europe**

Cedar Court  
Walker Road  
Bardon Hill  
Coalville LE67 1TU  
United Kingdom  
Tel: +44(0)1530 512460  
Fax: +44(0)1530 512461  
www.trimarkeu.com



**AVAILABLE:**

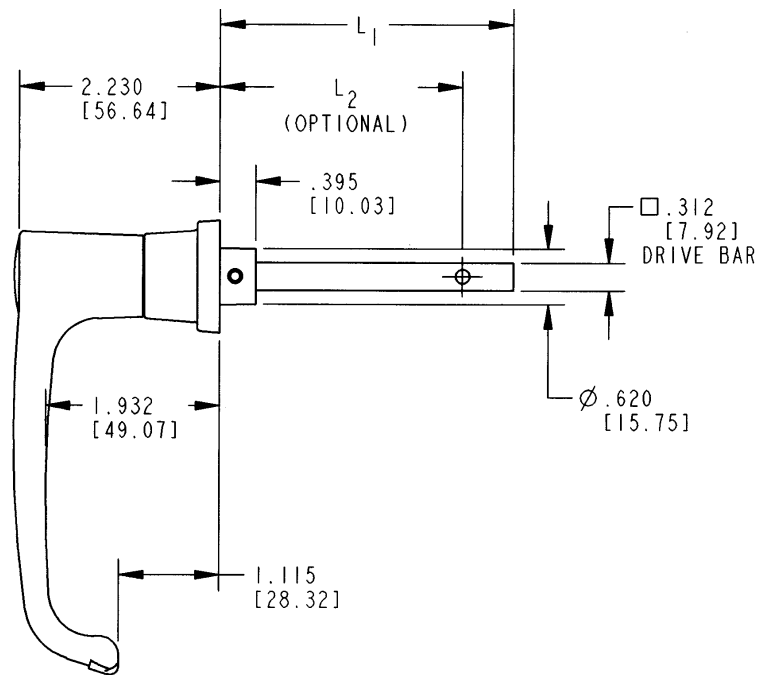
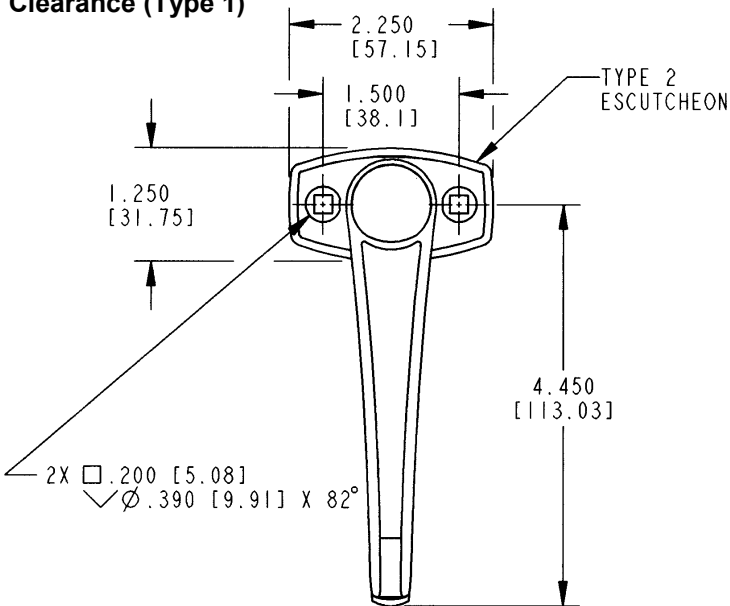
- Mounting hole patterns and escutcheons (bases) for different finger clearances
- Drive bar lengths, with or without holes or threaded rods
- Keyed CH751 and other key codes
- Drive bar attached to handle by drilling and pinning
- Locking or non-locking:
  - ◊ Standard finger clearance (Type 1 and 2)
  - ◊ Extended finger clearance (Type 4)
  - ◊ Low profile (Type 3)
- 1.50 or 1.75 mounting hole spacing

**SPECIFY WHEN ORDERING:**

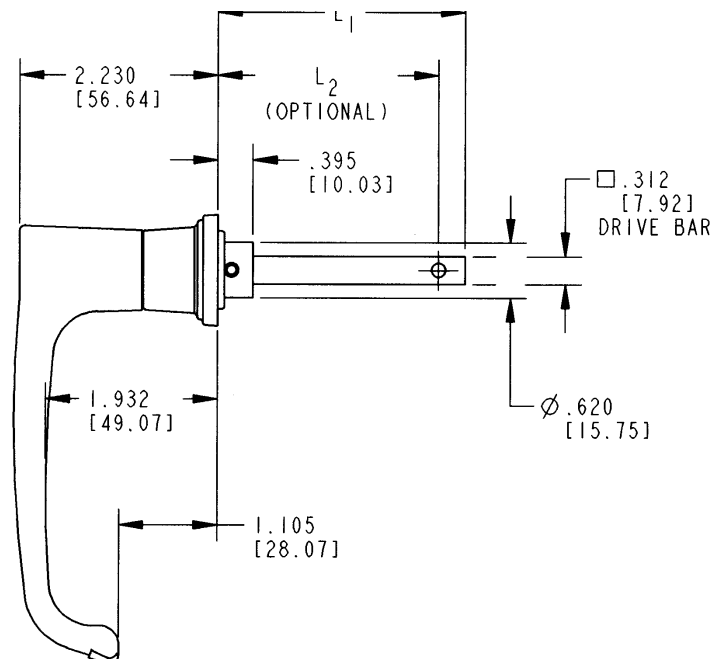
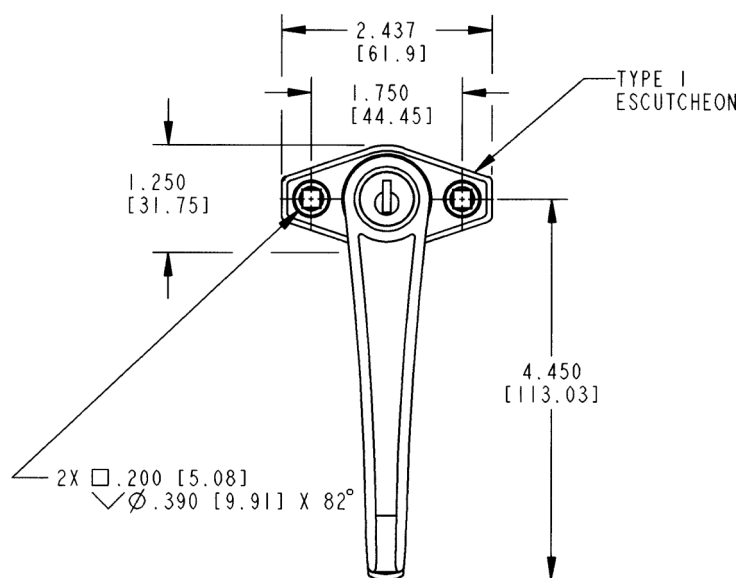
- Series number
- Escutcheon type
- Drive bar length (L1) and optional hole location (L2)

For more information visit [www.trimarkcorp.com](http://www.trimarkcorp.com)

**Standard Finger Clearance (Type 1)**



**Standard Finger Clearance (Type 2)**



**FINISH:**

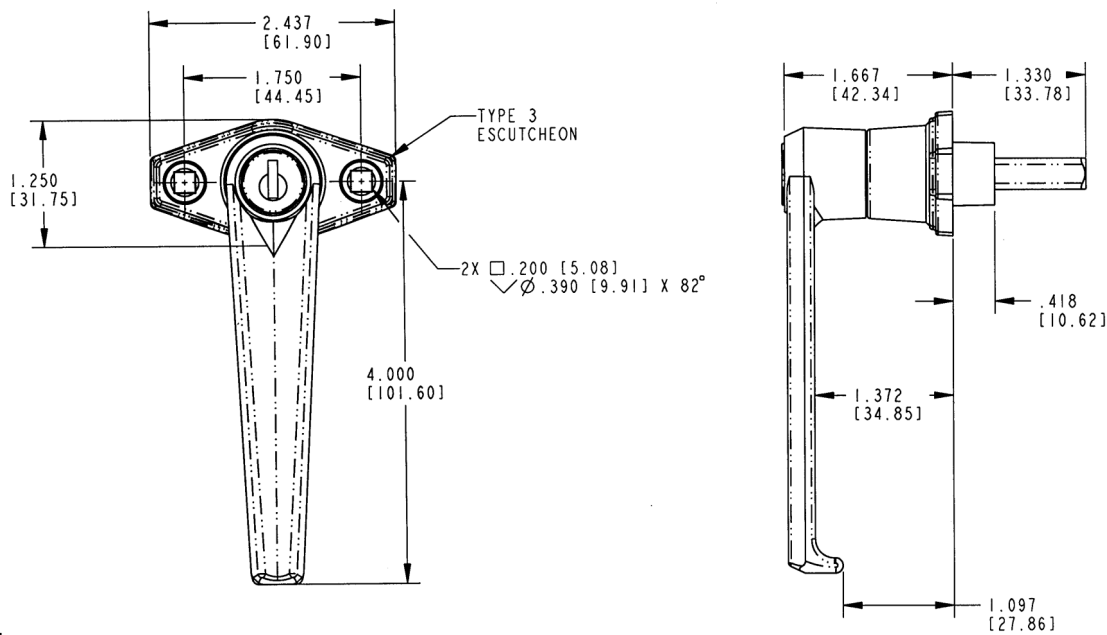
- Handle and escutcheon: copper-nickel chrome plated; or black powder coated
- Drive bar: mill finish

**MATERIAL:**

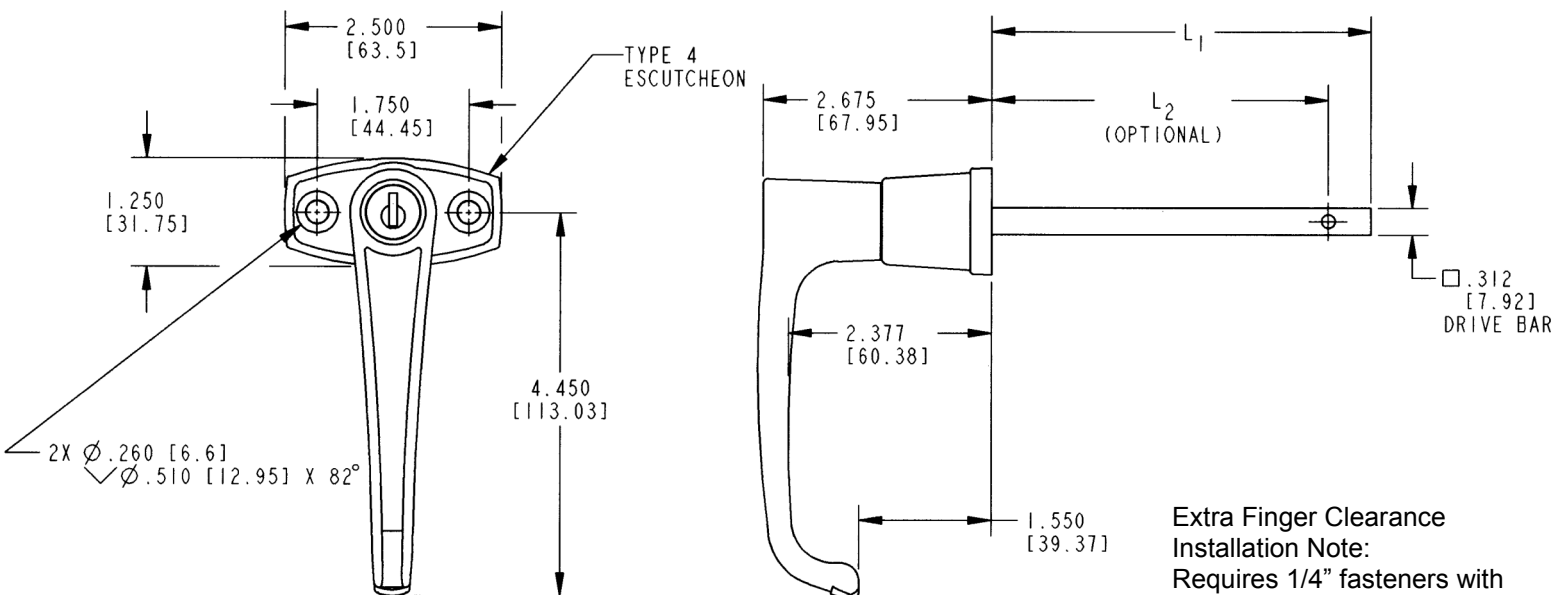
- Handle and escutcheon: die cast zinc alloy
- Drive bar: mild steel

Individual part dimensions are for reference only. Refer to individual part drawings for complete dimensions, specifications, and installation procedures. Engineering assistance and application drawings are available.

**Low Profile (Type 3)**



**Extra Finger Clearance (Type 4)**



**Extra Finger Clearance Installation Note:**  
Requires 1/4" fasteners with oval or flat head (not included)